


## SIP-HV1A12D-LP

### High Voltage Reed Relay

#### PRODUCT VISUAL



exact model image extracted from source pdf diode long pin

#### KEY RATINGS

COIL VOLTAGE  
**12 VDC**

CONTACT FORM  
**1 Form A**

SWITCH VOLTAGE  
**1.5 kVDC**

CONTACT RATING  
**100 W**

#### OVERVIEW

- High voltage reed relay
- Breakdown up to 4 kVDC
- Custom design available
- Low contact resistance
- Excellent lifetime characteristics

#### COIL DATA

|                      |                  |
|----------------------|------------------|
| Nominal Coil Voltage | <b>12 VDC</b>    |
| Nominal Current      | <b>24 mA</b>     |
| Coil Resistance      | <b>500±10% Ω</b> |
| Max Pull-in Voltage  | <b>9 VDC</b>     |
| Min Drop-out Voltage | <b>1.2 VDC</b>   |

#### CONTACT RATINGS

|                        |                                      |
|------------------------|--------------------------------------|
| Contact Form           | <b>1 Form A</b>                      |
| Max Contact Rating     | <b>100 W</b>                         |
| Max Switch Voltage     | <b>1.5 kVDC</b>                      |
| Max Switch Current     | <b>1.0 A</b>                         |
| Max Carrying Current   | <b>2.5 A</b>                         |
| Min Breakdown Voltage  | <b>4 kVDC</b>                        |
| Max Contact Resistance | <b>150 mΩ</b>                        |
| Life Expectancy        | <b>5×10<sup>8</sup> ops @5V 10mA</b> |

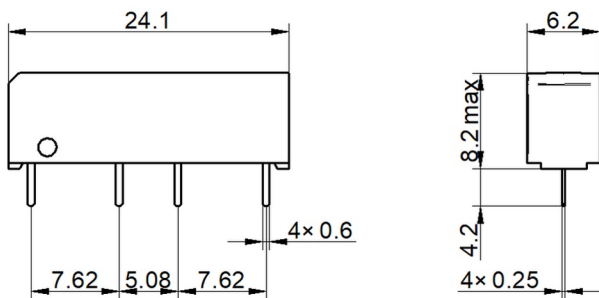
#### ELECTRICAL CHARACTERISTICS

|                           |                                  |
|---------------------------|----------------------------------|
| Dielectric Open Contacts  | <b>4 kVDC</b>                    |
| Dielectric Contact/Coil   | <b>4 kVDC</b>                    |
| Insulation Open Contacts  | <b>1×10<sup>12</sup> Ω</b>       |
| Insulation Contact/Coil   | <b>1×10<sup>12</sup> Ω</b>       |
| Operate Time incl. Bounce | <b>1.0 ms</b>                    |
| Reset Time                | <b>0.25 ms</b>                   |
| Capacitance               | <b>0.5 pF across open switch</b> |

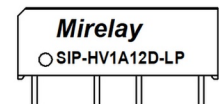
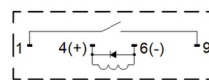
#### ENVIRONMENTAL / OPTIONS

|                       |                             |
|-----------------------|-----------------------------|
| Vibration             | <b>20 G, 10-2KHz 1.5mm</b>  |
| Shock                 | <b>50 G, 11ms half-sine</b> |
| Operating Temperature | <b>-40°C to +85°C</b>       |
| Storage Temperature   | <b>-40°C to +105°C</b>      |
| Soldering Temperature | <b>260°C, 5 sec dwell</b>   |
| Washability           | <b>Fully sealed</b>         |

#### MECHANICAL OUTLINE / DIMENSIONS



#### CIRCUIT / MARKING / TERMINAL VIEW



#### ORDERING & SOURCE TRACEABILITY

SIP-HV1A12D-LP — SIP-HV, 1A = 1 Form A, 12 = 12 VDC, D = Diode, LP = Long Pin

Source: SIP-HV1A12D-LP.pdf

Technical values are preserved from source PDFs / generated metadata. Original outline and circuit figures are reused where available; do not treat artwork proportions as standalone dimensional authority.