


## SIP-HV1A05S

### High Voltage Reed Relay

#### PRODUCT VISUAL



exact model image extracted from source pdf magnetic shield

#### KEY RATINGS

COIL VOLTAGE

**5 VDC**

CONTACT FORM

**1 Form A**

SWITCH VOLTAGE

**1.5 kVDC**

OPTION

**Magnetic Shield**

#### OVERVIEW

- High voltage reed relay
- Breakdown up to 4 kVDC
- Magnetic shield option
- Low contact resistance
- Excellent lifetime characteristics

#### COIL DATA

Nominal Coil Voltage	<b>5 VDC</b>
Nominal Current	<b>42 mA</b>
Coil Resistance	<b>120 ± 10% Ω</b>
Max Pull-in Voltage	<b>3.5 VDC</b>
Min Drop-out Voltage	<b>0.5 VDC</b>

#### CONTACT RATINGS

Contact Form	<b>1 Form A</b>
Max Contact Rating	<b>100 W</b>
Max Switch Voltage	<b>1.5 kVDC</b>
Max Switch Current	<b>1.0 A</b>
Max Carrying Current	<b>2.5 A</b>
Min Breakdown Voltage	<b>4 kVDC</b>
Max Contact Resistance	<b>150 mΩ</b>
Life Expectancy	<b>5 × 10<sup>8</sup> ops @ 5V 10mA</b>

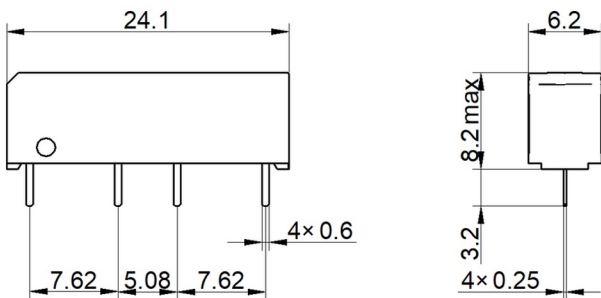
#### ELECTRICAL CHARACTERISTICS

Dielectric Open Contacts	<b>4 kVDC</b>
Dielectric Contact/Coil	<b>4 kVDC</b>
Insulation Open Contacts	<b>1 × 10<sup>12</sup> Ω</b>
Insulation Contact/Coil	<b>1 × 10<sup>12</sup> Ω</b>
Operate Time incl. Bounce	<b>1.0 ms</b>
Reset Time	<b>0.25 ms</b>
Capacitance	<b>0.5 pF across open switch</b>

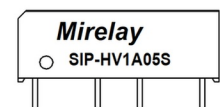
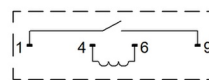
#### ENVIRONMENTAL / OPTIONS

Vibration	<b>20 G, 10-2KHz 1.5mm</b>
Shock	<b>50 G, 11ms half-sine</b>
Operating Temperature	<b>-40°C to +85°C</b>
Storage Temperature	<b>-40°C to +105°C</b>
Soldering Temperature	<b>260°C, 5 sec dwell</b>
Washability	<b>Fully sealed</b>

#### MECHANICAL OUTLINE / DIMENSIONS



#### CIRCUIT / MARKING / TERMINAL VIEW



#### ORDERING & SOURCE TRACEABILITY

**SIP-HV1A05S — SIP-HV, 1A = Form A, 05 = 5 VDC, S = Magnetic Shield, Special = Nil**

Source: SIP-HV1A05S.pdf

Technical values are preserved from source PDFs / generated metadata. Original outline and circuit figures are reused where available; do not treat artwork proportions as standalone dimensional authority.