


SIP-HV1A05D

High Voltage Reed Relay

PRODUCT VISUAL



exact external product image with matching model marking

KEY RATINGS

COIL VOLTAGE
5 VDC

CONTACT FORM
1 Form A

SWITCH VOLTAGE
1.5 kVDC

OPTION
D: Diode

OVERVIEW

- High voltage reed relay
- Breakdown up to 4 kVDC
- Custom design available
- Low contact resistance
- Excellent lifetime characteristics

COIL DATA

Nominal Coil Voltage	5 VDC
Nominal Current	42 mA
Coil Resistance	120±10% Ω
Max Pull-in Voltage	3.5 VDC
Min Drop-out Voltage	0.5 VDC

CONTACT RATINGS

Contact Form	1 Form A
Max Contact Rating	100 W
Max Switch Voltage	1.5 kVDC
Max Switch Current	1.0 A
Max Carrying Current	2.5 A
Min Breakdown Voltage	4 kVDC
Max Contact Resistance	150 mΩ
Life Expectancy	5×10 ⁸ ops @5V 10mA

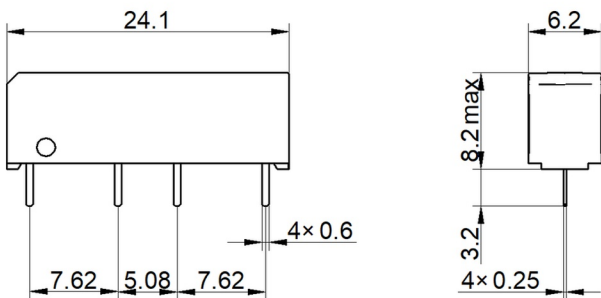
ELECTRICAL CHARACTERISTICS

Dielectric Open Contacts	4 kVDC
Dielectric Contact/Coil	4 kVDC
Insulation Open Contacts	1×10 ¹² Ω
Insulation Contact/Coil	1×10 ¹² Ω
Operate Time incl. Bounce	1.0 ms
Reset Time	0.25 ms
Capacitance	0.5 pF across open switch

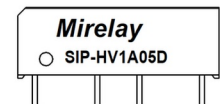
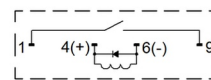
ENVIRONMENTAL / OPTIONS

Vibration	20 G, 10-2KHz 1.5mm
Shock	50 G, 11ms half-sine
Operating Temperature	-40°C to +85°C
Storage Temperature	-40°C to +105°C
Soldering Temperature	260°C, 5 sec dwell
Washability	Fully sealed

MECHANICAL OUTLINE / DIMENSIONS



CIRCUIT / MARKING / TERMINAL VIEW



ORDERING & SOURCE TRACEABILITY

SIP-HV1A05D — SIP-HV, 1A = 1 Form A, 05 = 5 VDC, D = Diode, Special = Nil

Source: SIP-HV1A05D.pdf

Technical values are preserved from source PDFs / generated metadata. Original outline and circuit figures are reused where available; do not treat artwork proportions as standalone dimensional authority.