


HVR24-2A15-01-YP

High Voltage Reed Relay

PRODUCT VISUAL



embedded pdf product render with exact hvr24 2a15 01 yp marking

KEY RATINGS

COIL VOLTAGE
24 VDC

CONTACT FORM
2 Form A

SWITCH VOLTAGE
10 kVDC

CONTACT RATING
50 W

OVERVIEW

- High voltage reed relay
- Breakdown up to 15 kVDC
- Excellent lifetime characteristics
- Low contact resistance
- Shield terminal option (YP)

COIL DATA

Nominal Coil Voltage	24 VDC
Nominal Current	53 mA
Coil Resistance	450±10% Ω
Max Pull-in Voltage	18 VDC
Min Drop-out Voltage	2 VDC

CONTACT RATINGS

Contact Form	2 Form A
Max Contact Rating	50 W
Max Switch Voltage	10 kVDC
Max Switch Current	3.0 A
Max Carrying Current	5.0 A
Min Breakdown Voltage	15 kVDC
Max Contact Resistance	150 mΩ
Life Expectancy	5×10⁷ ops @500V 100mA

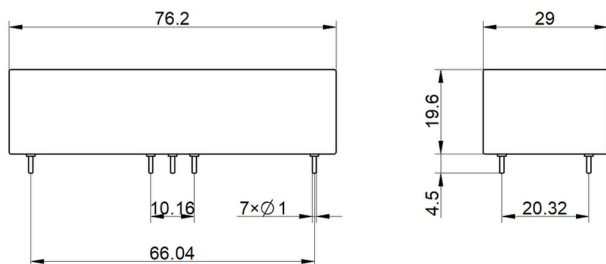
ELECTRICAL CHARACTERISTICS

Dielectric Open / Coil / Shield	15 / 15 / 15 kVDC
Insulation Open / Coil / Shield	1×10¹² Ω each
Operate Time incl. Bounce	3.5 ms
Reset Time	2.0 ms
Capacitance	1.0 pF across open switch

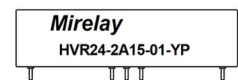
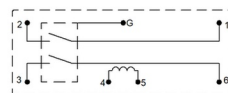
ENVIRONMENTAL / OPTIONS

Vibration	20 G, 10-2KHz 1.5mm
Shock	50 G, 11ms half-sine
Operating Temperature	-20°C to +70°C
Storage Temperature	-35°C to +105°C
Soldering Temperature	260°C, 5 sec max
Washability	Fully sealed

MECHANICAL OUTLINE / DIMENSIONS



CIRCUIT / MARKING / TERMINAL VIEW



ORDERING & SOURCE TRACEABILITY

HVR24-2A15-01-YP — HVR, 24 = 24 VDC, 2A = 2 Form A, 15 = 15 kVDC, Pin Out = 01, Special = YP

Source: HVR24-2A15-01-YP.pdf

Technical values are preserved from source PDFs / generated metadata. Original outline and circuit figures are reused where available; do not treat artwork proportions as standalone dimensional authority.