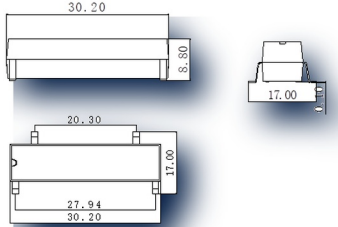


## HVR1A24-SMD

### High Voltage Reed Relay

#### PRODUCT VISUAL



source outline package diagram no exact product photo

#### KEY RATINGS

COIL VOLTAGE  
**24 VDC**

CONTACT FORM  
**1 Form A**

SWITCH VOLTAGE  
**1KVAC/1.5KVDC**

CONTACT RATING  
**100 W**

#### OVERVIEW

- Hermetically sealed for long life
- Breakdown up to 4 kVDC
- Custom design available
- Low contact resistance
- SMD high-voltage package

#### COIL DATA

Nominal Coil Voltage	<b>24 VDC</b>
Max Operating Voltage	<b>40 VDC</b>
Max Pull-in Voltage	<b>16.8 VDC</b>
Min Drop-out Voltage	<b>2.4 VDC</b>
Coil Resistance	<b>2400 Ω</b>

#### CONTACT RATINGS

Contact Form	<b>1 Form A</b>
Max Contact Rating	<b>100 W</b>
Max Switch Voltage	<b>1KVAC/1.5KVDC</b>
Max Switch Current	<b>1.0 A</b>
Max Carrying Current	<b>2.5 A</b>
Min Breakdown Voltage	<b>4K VDC</b>
Max Contact Resistance	<b>150 mΩ</b>

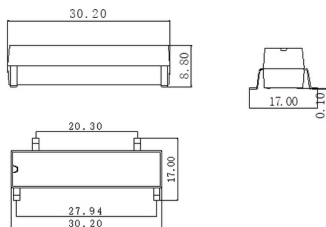
#### ELECTRICAL CHARACTERISTICS

Dielectric Coil/Contact	<b>7K VDC</b>
Insulation Coil/Contact	<b>1.00E+12 Ω</b>
Operate Time incl. Bounce	<b>1.0 ms</b>
Reset Time	<b>0.1 ms</b>
Capacitance Across Contacts	<b>0.6 pF</b>

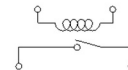
#### ENVIRONMENTAL / OPTIONS

Operating Temperature	<b>-40°C to +100°C</b>
Storage Temperature	<b>-40°C to +125°C</b>
Soldering Temperature	<b>260°C, 5 sec max</b>
Washability	<b>Hermetically sealed</b>

#### MECHANICAL OUTLINE / DIMENSIONS



#### CIRCUIT / MARKING / TERMINAL VIEW



#### ORDERING & SOURCE TRACEABILITY

**HVR1A24-SMD — HVR, 1A = 1 Form A, 24 = 24 VDC, SMD package**

Source: HVR1A24-SMD.pdf

Technical values are preserved from source PDFs / generated metadata. Original outline and circuit figures are reused where available; do not treat artwork proportions as standalone dimensional authority.