


HVR12-1C01

High Voltage Reed Relay

PRODUCT VISUAL



embedded pdf product render with exact hvr12 1c01 marking

KEY RATINGS

COIL VOLTAGE
12 VDC

CONTACT FORM
1 Form C

SWITCH VOLTAGE
240 VDC

CONTACT RATING
100 W

OVERVIEW

- High dielectric strength, 1 Form C
- Hermetically sealed for long life
- Custom design available
- Low contact resistance
- Excellent lifetime characteristics

COIL DATA

Nominal Coil Voltage	12 VDC
Nominal Current	60 mA
Coil Resistance	200±10% Ω
Max Pull-in Voltage	9 VDC
Min Drop-out Voltage	1 VDC

CONTACT RATINGS

Contact Form	1 Form C
Max Contact Rating	100 W
Max Switch Voltage	240 VDC
Max Switch Current	4.0 A
Max Carrying Current	4.0 A
Min Breakdown Voltage	1 kVDC
Max Contact Resistance	300 mΩ
Life Expectancy	5×10⁷ ops @50V 10mA

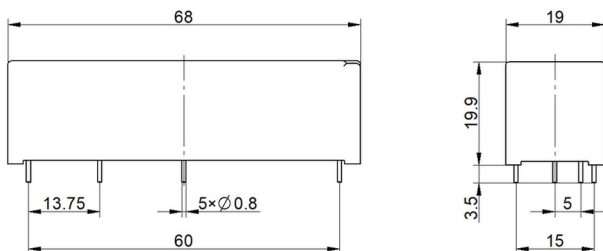
ELECTRICAL CHARACTERISTICS

Dielectric Open / Contact-Coil	1 / 10 kVDC
Insulation Open / Contact-Coil	1×10⁻⁹ / 1×10⁻¹² Ω
Operate Time incl. Bounce	3.0 ms
Reset Time	1.5 ms
Capacitance	2.3 pF across open switch

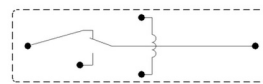
ENVIRONMENTAL / OPTIONS

Vibration	20 G, 10-2KHz 1.5mm
Shock	50 G, 11ms half-sine
Operating Temperature	-20°C to +70°C
Storage Temperature	-35°C to +105°C
Soldering Temperature	260°C, 5 sec max
Washability	Fully sealed

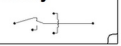
MECHANICAL OUTLINE / DIMENSIONS



CIRCUIT / MARKING / TERMINAL VIEW



Mirelay Reed Relay
HVR12-1C01



ORDERING & SOURCE TRACEABILITY

HVR12-1C01 — HVR, 12 = 12 VDC, 1C = 1 Form C, 01 = 1 kVDC, Pin Out = Nil, Special = Nil

Source: HVR12-1C01.pdf

Technical values are preserved from source PDFs / generated metadata. Original outline and circuit figures are reused where available; do not treat artwork proportions as standalone dimensional authority.