


HVR12-1A10-211-P4

High Voltage Reed Relay

PRODUCT VISUAL



embedded pdf product render with exact hvr12 1a10 211 p4 marking

KEY RATINGS

COIL VOLTAGE
12 VDC

CONTACT FORM
1 Form A

SWITCH VOLTAGE
7.5 kVDC

CONTACT RATING
50 W

OVERVIEW

- High voltage reed relay
- Breakdown up to 10 kVDC
- Custom design available
- Low contact resistance
- Excellent lifetime characteristics

COIL DATA

Nominal Coil Voltage	12 VDC
Nominal Current	60 mA
Coil Resistance	200±10% Ω
Max Pull-in Voltage	9 VDC
Min Drop-out Voltage	1 VDC

CONTACT RATINGS

Contact Form	1 Form A
Max Contact Rating	50 W
Max Switch Voltage	7.5 kVDC
Max Switch Current	3.0 A
Max Carrying Current	5.0 A
Min Breakdown Voltage	10 kVDC
Max Contact Resistance	150 mΩ
Life Expectancy	5×10⁷ ops @500V 100mA

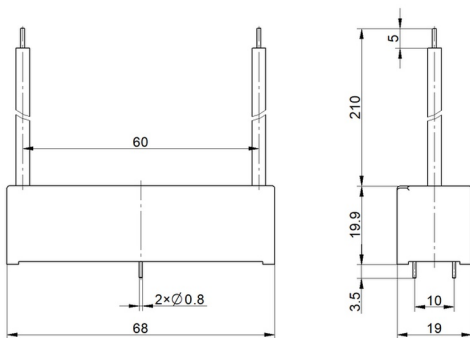
ELECTRICAL CHARACTERISTICS

Dielectric Open / Contact-Coil	10 / 15 kVDC
Insulation Open / Contact-Coil	1×10¹² Ω each
Operate Time incl. Bounce	3.0 ms
Reset Time	1.5 ms
Capacitance	1.0 pF across open switch


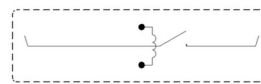
ENVIRONMENTAL / OPTIONS

Vibration	20 G, 10-2KHz 1.5mm
Shock	50 G, 11ms half-sine
Operating Temperature	-20°C to +70°C
Storage Temperature	-35°C to +105°C
Soldering Temperature	260°C, 5 sec max
Washability	Fully sealed

MECHANICAL OUTLINE / DIMENSIONS



CIRCUIT / MARKING / TERMINAL VIEW



ORDERING & SOURCE TRACEABILITY

HVR12-1A10-211-P4 — HVR, 12 = 12 VDC, 1A = 1 Form A, 10 = 10 kVDC, Pin Out = 211, Special = P4

Source: HVR12-1A10-211-P4.pdf

Technical values are preserved from source PDFs / generated metadata. Original outline and circuit figures are reused where available; do not treat artwork proportions as standalone dimensional authority.