


## HVR05-2A04-03

### High Voltage Reed Relay

#### PRODUCT VISUAL



embedded pdf product render with exact hvr05 2a04 03 marking

#### KEY RATINGS

COIL VOLTAGE

**5 VDC**

CONTACT FORM

**2 Form A**

SWITCH VOLTAGE

**1 kVDC**

CONTACT RATING

**100 W**

#### OVERVIEW

- High voltage reed relay
- Breakdown up to 4 kVDC
- Custom design available
- Low contact resistance
- Excellent lifetime characteristics

#### COIL DATA

Nominal Coil Voltage	<b>5 VDC</b>
Nominal Current	<b>71 mA</b>
Coil Resistance	<b>70±10% Ω</b>
Max Pull-in Voltage	<b>4 VDC</b>
Min Drop-out Voltage	<b>0.5 VDC</b>

#### CONTACT RATINGS

Contact Form	<b>2 Form A</b>
Max Contact Rating	<b>100 W</b>
Max Switch Voltage	<b>1 kVDC</b>
Max Switch Current	<b>1.0 A</b>
Max Carrying Current	<b>2.5 A</b>
Min Breakdown Voltage	<b>4 kVDC</b>
Max Contact Resistance	<b>100 mΩ</b>
Life Expectancy	<b>5×10<sup>7</sup> ops @500V 100mA</b>

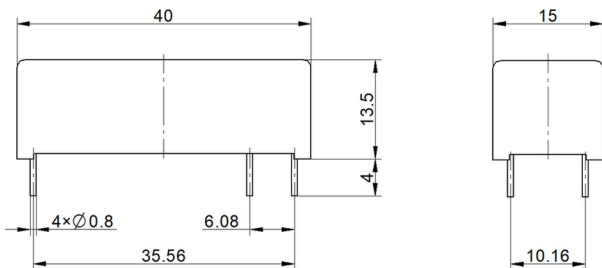
#### ELECTRICAL CHARACTERISTICS

Dielectric Open / Contact-Coil	<b>4 / 5 kVDC</b>
Insulation Open / Contact-Coil	<b>1×10<sup>12</sup> / 1×10<sup>12</sup> Ω</b>
Operate Time incl. Bounce	<b>1.0 ms</b>
Reset Time	<b>0.1 ms</b>
Capacitance	<b>0.5 pF across open switch</b>

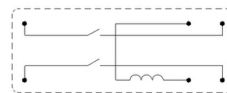
#### ENVIRONMENTAL / OPTIONS

Vibration	<b>20 G, 10-2KHz 1.5mm</b>
Shock	<b>50 G, 11ms half-sine</b>
Operating Temperature	<b>-20°C to +70°C</b>
Storage Temperature	<b>-35°C to +105°C</b>
Soldering Temperature	<b>260°C, 5 sec max</b>
Washability	<b>Fully sealed</b>

#### MECHANICAL OUTLINE / DIMENSIONS



#### CIRCUIT / MARKING / TERMINAL VIEW



**Mirelay**

HVR05-2A04-03



#### ORDERING & SOURCE TRACEABILITY

**HVR05-2A04-03 — HVR, 05 = 5 VDC, 2A = 2 Form A, 04 = 4 kVDC, Pin Out = 03, Special = Nil**

Source: HVR05-2A04-03.pdf

Technical values are preserved from source PDFs / generated metadata. Original outline and circuit figures are reused where available; do not treat artwork proportions as standalone dimensional authority.