


## HRM24-6A07

### High Voltage Reed Relay Module

#### PRODUCT VISUAL



real hrM family product image from project library

#### KEY RATINGS

COIL VOLTAGE  
**24 VDC**

CONTACT FORM  
**6 Form A**

CHANNELS  
**6**

SWITCH VOLTAGE  
**1 kV**

BREAKDOWN  
**7 kVDC**

CONTACT RATING  
**100 W**

#### OVERVIEW

- Multi-channel high-voltage reed relay module
- DIN rail / cabinet integration friendly
- Custom configuration support
- Key ratings: 24 VDC 6 Form A 6 1 kV 7 kVDC 100 W
- Source-PDF outline and wiring retained

#### COIL DATA

Nominal	<b>24 VDC</b>
Pickup	<b>18 VDC max</b>
Dropout	<b>2 VDC min</b>
Max voltage	<b>29 VDC</b>
Resistance	<b>1100 Ω</b>

#### CONTACT RATINGS

Contact Form	<b>6 Form A</b>
Channels	<b>6</b>
Contact Rating	<b>100 W</b>
Max Switching Voltage	<b>1 kV</b>
Max Switching Current	<b>1.0 A</b>
Max Carry Current	<b>2.5 A</b>
Contact Resistance	<b>300 mΩ</b>
Breakdown Voltage	<b>7 kVDC</b>

#### ELECTRICAL CHARACTERISTICS

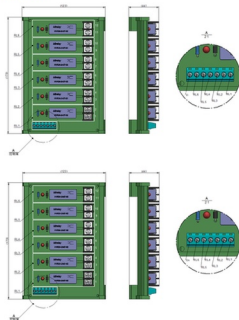
Contact-to-Coil Dielectric	<b>7 kVDC</b>
Insulation Resistance	<b>1×10<sup>11</sup> Ω</b>
Operate Time	<b>1.0 ms</b>
Release Time	<b>0.1 ms</b>

#### ENVIRONMENTAL / OPTIONS

Operating Temperature	<b>-20°C to +70°C</b>
Storage Temperature	<b>-35°C to +105°C</b>

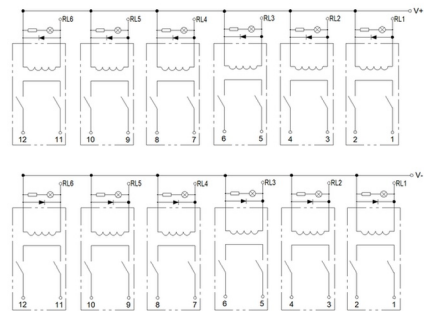
#### MECHANICAL OUTLINE / DIMENSIONS

Source outline / terminal view



#### CIRCUIT / MARKING / TERMINAL VIEW

Source wiring diagram



#### ORDERING & SOURCE TRACEABILITY

##### HRM24-6A07 — High Voltage Reed Relay Module

Source: HRM(6A07) series high voltage Reed Relay Module Sample V2.0.pdf

Technical values are preserved from source PDFs / generated metadata. Original outline and circuit figures are reused where available; do not treat artwork proportions as standalone dimensional authority.