

EVI-30

High Voltage DC Contactor

REAL PRODUCT IMAGE



Image extracted from source PDF; border-connected white background removed where applicable.

KEY RATINGS

RATED LOAD

30 A

MAX SWITCHING VOLTAGE

1000 VDC

CONTACT FORM

1 Form A

LOAD OUTLET

**Internal
Thread/External...**

OPERATE TIME

30Max.

WEIGHT

125 g

PRODUCT FEATURES

- Special Epoxy seal, No arc leakage, protection class IP68
- The mixed gas mainly filled with hydrogen can prevent the contact from oxidation and...
- The insulation resistance reaches 1000MΩ(1000VDC) and meets the requirements of...
- Compact structure, low noise
- 30A 85°C long time current carrying capacity

CONTACT / LOAD DATA

Contact Form	1 Form A
Contact Rated Load	30 A
Max Switching Voltage	1000 VDC
Max Breaking Current	300A(320V DC) 1 times
Current Tolerance	60A: 60min; 80A: 20min; 160A: 30s; 300A:...
Contact Resistance	<= 1@20A
Mechanical Durability	3x105

RELAY PERFORMANCE

Operating Time	30Max.
Release Time	10Max.
Insulation Resistance	1000 (1000VDC)
Open Contact Dielectric	3000VAC 50 Hz/60 Hz
Contact/Coil Dielectric	3000VAC 50 Hz/60 Hz
Electrical Endurance	30A 450VDC (DC-1)

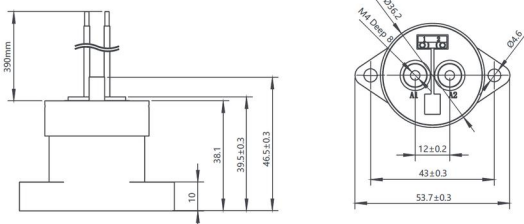
COIL OPTIONS

12V DC	range ±20%Us; pickup 9Vmax; dropout (1-5)V; power...
24V DC	range ±20%Us; pickup 18Vmax; dropout (2-9)V; power...
48V DC	range ±20%Us; pickup 36Vmax; dropout (4-18)V; pow...

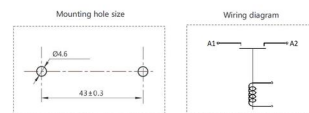
ENVIRONMENT / AUX / MECHANICAL

Operating Temperature	-40~+85
Humidity	5%-85%RH
Vibration	10Hz-500Hz 49 m/s ²
Impact Stability	196m/s ²
Impact Strength	490 m/s ²


MECHANICAL OUTLINE / DIMENSIONS



MOUNTING / WIRING DIAGRAM



TOLERANCE / PERFORMANCE CURVE



ORDERING & SOURCE TRACEABILITY

EVI-30 - High Voltage DC Contactor source family datasheet

Source PDF: High Voltage DC Contactor EVI-30 Epoxy Series.pdf

Technical values and diagrams are extracted from source PDF. Verify final order code and optional features with engineering before mass production or quotation.