

# EVI-250

## High Voltage DC Contactor

### REAL PRODUCT IMAGE



Image extracted from source PDF; border-connected white background removed where applicable.

### KEY RATINGS

RATED LOAD

**250 A**

MAX SWITCHING VOLTAGE

**750 VDC**

CONTACT FORM

**1 Form A**

LOAD OUTLET

**Internal  
Thread/External...**

OPERATE TIME

**30Max.**

WEIGHT

**395 g**

### PRODUCT FEATURES

- Special Epoxy seal, No arc leakage, protection class IP68
- The mixed gas mainly filled with hydrogen can prevent the contact from oxidation and...
- The insulation resistance reaches 1000MΩ(1000VDC) and meets the requirements of...
- Compact structure, low noise
- 250A 85°C long time current carrying capacity

### CONTACT / LOAD DATA

Contact Form	1 Form A
Contact Rated Load	250 A
Max Switching Voltage	750 VDC
Max Breaking Current	2000A(320V DC) 1 times
Current Tolerance	320A: 10min; 500A: 1min; 2000A: 1s
Contact Resistance	<= 1@20A
Mechanical Durability	3x105

### RELAY PERFORMANCE

Operating Time	30Max.
Release Time	10Max.
Insulation Resistance	1000 (1000VDC)
Open Contact Dielectric	3000VAC 50 Hz/60 Hz
Contact/Coil Dielectric	3000VAC 50 Hz/60 Hz
Electrical Endurance	250A 450VDC (DC-1)

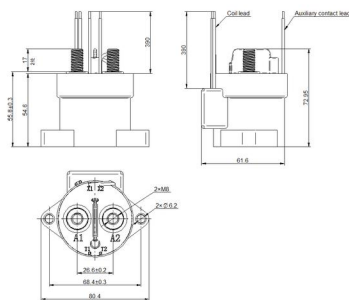
### COIL OPTIONS

12V DC	range ±20%Us; pickup 9Vmax; dropout (4-7)V; power...
24V DC	range ±20%Us; pickup 9Vmax; dropout (4-7)V; power...

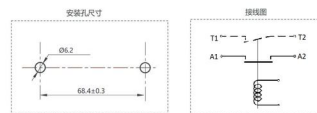
### ENVIRONMENT / AUX / MECHANICAL

Operating Temperature	-40~+85
Humidity	5%-85%RH
Vibration	10Hz-500Hz 49 m/s <sup>2</sup>
Impact Stability	196m/s <sup>2</sup>
Impact Strength	490 m/s <sup>2</sup>


### MECHANICAL OUTLINE / DIMENSIONS



### MOUNTING / WIRING DIAGRAM



### TOLERANCE / PERFORMANCE CURVE



### ORDERING & SOURCE TRACEABILITY

EVI-250 - High Voltage DC Contactor source family datasheet

Source PDF: High Voltage DC Contactor EVI-250 Epoxy Series.pdf

Technical values and diagrams are extracted from source PDF. Verify final order code and optional features with engineering before mass production or quotation.