EVG-350

High Voltage DC Contactor

REAL PRODUCT IMAGE

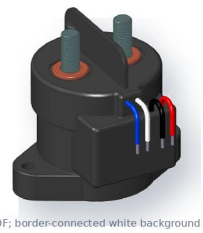

Image extracted from source PDF; border-connected white background removed where applicable.

KEY RATINGS

RATED LOAD **350 A**	MAX SWITCHING VOLTAGE **1000 VDC**
CONTACT FORM **1 Form A**	LOAD OUTLET **Internal Thread/External...**
OPERATE TIME **<=25**	WEIGHT **436 g**

PRODUCT FEATURES

- Ceramic Brazing seal,No arc leakage,Make sure no fire an burst
- The mixed gas mainly filled with hydrogen can prevent the contact from oxidation and...
- The insulation resistance reaches 1000MΩ(1000VDC) and meets the requirements of...
- Compact structure,low noise
- 350A 85℃ long time current carrying capacity

CONTACT / LOAD DATA

Contact Form	**1 Form A**
Contact Rated Load	**350 A**
Max Switching Voltage	**1000 VDC**
Max Breaking Current	**2000A(320V DC) 1 times**
Current Tolerance	**450A: 10min;600A: 1min;2000A: 1s**
Contact Resistance	**<=1@20A**
Mechanical Durability	**3×105**

RELAY PERFORMANCE

Operating Time	**<=25**
Release Time	**<=10**
Insulation Resistance	**1000 (1000VDC)**
Open Contact Dielectric	**3500VAC 50 Hz/60 Hz**
Contact/Coil Dielectric	**3500VAC 50 Hz/60 Hz**
Electrical Endurance	**350A750VDC (DC-1)**

COIL OPTIONS

12V DC	**range ±20%Us; pickup 9Vmax; dropout (1.2-5)V; pow...**
24V DC	**range ±20%Us; pickup 18Vmax; dropout 2.4-10)V...**
(10-32)V DC	**range ±10%Us; pickup 9Vmax; dropout (4-7)V; power...**

ENVIRONMENT / AUX / MECHANICAL

Operating Temperature	**-40-+85**
Humidity	**5%-85%RH**
Vibration	**10Hz-500Hz 49 m/s2**
Impact Stability	**196m/s2**
Impact Strength	**490 m/s2**

MECHANICAL OUTLINE / DIMENSIONS

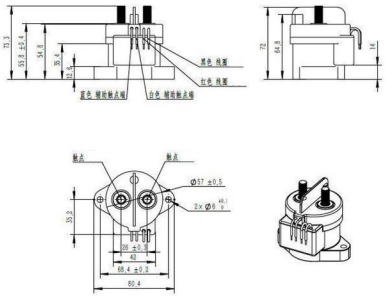

MOUNTING / WIRING DIAGRAM

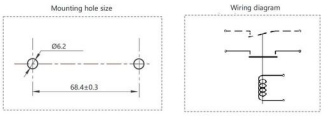

TOLERANCE / PERFORMANCE CURVE

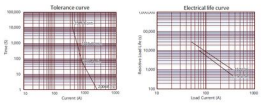

ORDERING & SOURCE TRACEABILITY

EVG-350 - High Voltage DC Contactor source family datasheet

Source PDF: High Voltage DC Contactor EVG-350 Series.pdf

Technical values and diagrams are extracted from source PDF. Verify final order code and optional features with engineering before mass production or quotation.