


SIP-HV Series

Single-in-Line Packages High Voltage Reed Relays



DESCRIPTION

Molded SIP relays are the industry standard when high reliability and consistent performance designed in a compact package. The SIP-HV Series add high voltage switching capability and high voltage stand off capability to a SIP relay package. These SIP-HV Series Reed Relays design in a PCB through hole package, capable of switching voltage up to 1KVdc and breakdown voltage up to 4KVdc, are ideally suited for Automatic Test Equipment, Instrumentation, and Process Control applications where voltage isoation is a key design requirement.

FEATURES

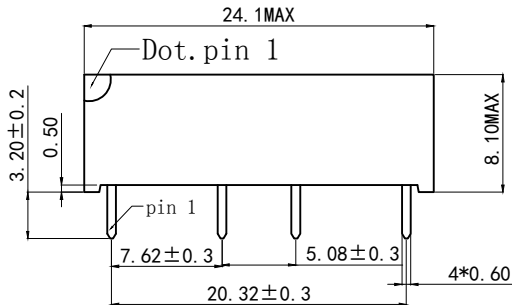
- Breakdown Voltage across contact up to 4KVdc
- Insulation coil to contact up to 3KVdc
- High voltage sutiching up to 1KVdc
- High insulation resistance (10^{11} ohm minimum)
- Small size to save space
- High reliability, hermetically sealed contacts for long life
- High speed switching compared to electromechanical relays
- Molded thermoset body on integral lead frame design
- Optional coil suppression diode(protects coil drive circuits)
- Magnetic shield(reduces interaction)

APPLICATIONS

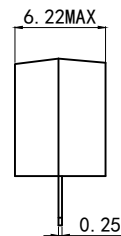
- ATE
- Solar inverter
- Cable and in-circuit test equipment
- Process control applications

DIMENSIONS

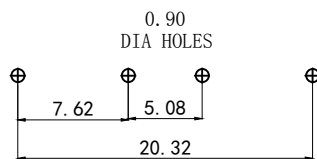
all dimensions in mm



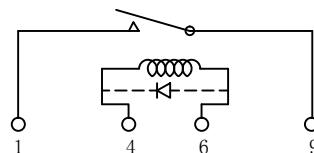
(一) Front View



(二) Side View



(三) PCB Hole Layout



(四) CIRCUIT DIAGRAM

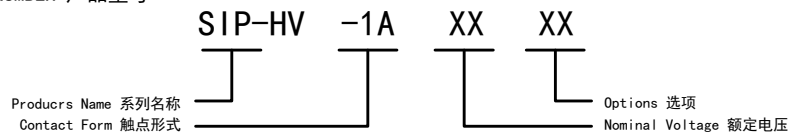
SIP-HV Series

RELAY DATA

Parameters	Test Conditions	
Contact Rating	MaxDC/Peak AC Resist	100 Watts
Switching Voltage	MaxDC/Peak AC Resist	1000V
Switching Current	MaxDC/Peak AC Resist	1.0A
Carry Current	MaxDC/Peak AC Resist	2.5A
Static Contact Resistance	w/ 0.5 V & 10mA	150millionhms(Max)
Insulation Resistance	Contact-contact, Coil-Contact	10 ¹¹ ohms (Min)
Life Expectancy	Signal Level1.0V,10mA	10 ⁸ 0ps
Operation Time incl. Bounce	at nominal voltage	1. 0ms
Release Time	with no coil suppression	0. 1ms
Breakdown Voltage		
Coil to contacts	VDC / Peak AC	3000V
Across contact	VDC / Peak AC	4000V
Capacitance		
Across open contact	No shield	1.0pF
Open contact to coil	No shield	2.0pF
Shock Resistance	1/2 sinus wave for 11 ms	100g
Vibration Resistance	10 - 2000 Hz	20g
Ambient Temperature		-40°C to +85°C
Stock Temperature		-40°C to +105°C
Soldering Temperature	5 sec.	260°C

ORDER INFORMATION

PART NUMBER 产品型号



Picture	Part Number	Schematic Contact Form (Bottom View)	Nominal Voltage (VDC)	Coil Resistance (ohms±10%)	Nominal Input Power(mW)	Must Release Voltage (VDC)	Must Operate Voltage (VDC)	Maximum Voltage (VDC)
	SIP-HV1A05	1Form A	5	500	250	3.5	0.5	15.0
	SIP-HV1A12		12	1000	288	8.4	1.2	35.0
	SIP-HV1A24		24	2400	240	16.8	2.4	50.0

Options:

- Nil:Std Type
- D:Diode
- S:Magnetic Shield
- DS:Diode and Magnetic Shield