


HRM(2B) Series

High voltage Reed Relay Module

1 Feature

- ◆ 2 Channel high voltage relay module
- ◆ Dielectric strength up to 15 KVDC
- ◆ DIN Guide mounting
- ◆ LED indicate light
- ◆ Professional circuit protection
- ◆ Custom Design, conforming to Rohs directive



2 Performance Data

Parameter		Units	Value	
Relay Model		/	HRM□-2B10	HRM□-2B15
Contact Rating		W	10	
Max.Switching Voltage (Max DC/Peak AC)		V	7000	10000
Max.Switching Current (Max DC/Peak AC)		A	3.5	
Max.Carry Current		A	5.0	
Contact Resistance		mΩ	150	
Dielectric Strength (static)	Between contact	VDC	10000	15000
	Contact to coil	VDC	15000	
Insulation Resistance		Ω	10 ¹²	
Operate Time		ms	3.0	
Release Time		ms	1.5	
Vibration(0~2000Hz)		G	20	
Shock(11ms, 1/2 sine)		G	50	
Operating Temp		°C	-20~+70	
Storage Temp		°C	-35~+105	
Life Expectancy		Ops	5 × 10 ⁷ (at 500VDC-100mA)	
Outline Dimensions		/	Reference outline drawing	

3 Coil Parameters

Model	Nominal Voltage (VDC)	Pickup Voltage Max.(VDC)	Dropout Voltage Min.(VDC)	Operate Voltage Max.(VDC)	Coil Resistance (±10%Ω at 20°C)
HRM□-2B□	5	4	0.5	6.5	50
	12	9	1	15	200
	24	18	2	29	600

地址：上海市普陀区中山北路 3000 号长城大厦 1007

ADDRESS:1007, Great Wall Building, 3000 Zhongshan North Road, Putuo District, Shanghai

邮政编码：200063

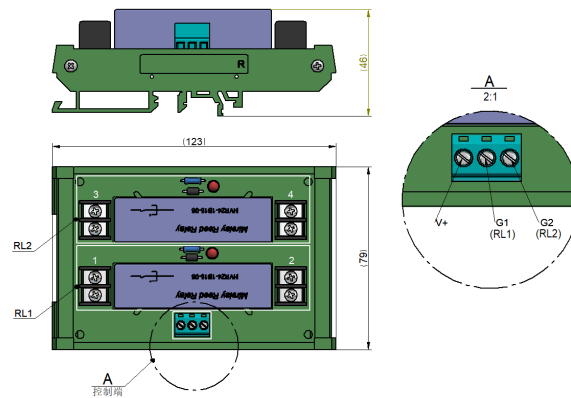
POSTAL CODE:200063

4 Example of order marking

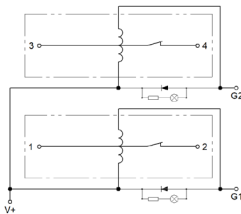
HRM □ - □ □ (XXX)
 ① ② ③ ④ ⑤

- ① Product model: HRM
- ② Nominal coil voltage: 05: 5VDC、12: 12VDC、24: 24VDC
- ③ Contact form: 2B: 2 Form B
- ④ Breakdown voltage: 10: 10KV、15: 15KV
- ⑤ Special code: Customer special requirement

5 Outline drawing



6 Wiring diagram



7 Precautions for use

- ※ Avoid installing relays where rain falls, or where there is a strong magnetic field, or near an object with thermal radiation.
- ※ Switching inductive or capacitive load systems will produce peak voltage or current, it is recommended to use protective circuit, otherwise, may cause relay damage.
- ※ Avoid excessive packing density in use which may affect the electrical characteristics of the relay.
- ※ Mechanical impact strength is too large, will cause the relay to use the fault.
- ※ When the relay is used for wave soldering, the maximum temperature is 260°C and the time does not exceed 5s.

⚠Statement:

The document is for customer reference only. Specifications and parameters may be changed due to product improvement. For the specific parameters and performance of each product, please refer to the specifications and samples provided by Mirelay without further notice.

Relay performance parameters in different application areas are different, so customers should choose the appropriate products according to the specific conditions of use, if in doubt, please contact Shanghai MiRelay Electronics Co.,Ltd. for more technical support.

地址: 上海市普陀区中山北路 3000 号长城大厦 1007

ADDRESS:1007, Great Wall Building, 3000 Zhongshan North Road, Putuo District, Shanghai

邮政编码: 200063

POSTAL CODE:200063